



Single Room

# SERENE

Comfort Australians can depend on.



*That's better. That's Actron.*

  
**ActronAir**

# ActronAir. Because Australia needs Australian air conditioning.

SERENE

The year 1984 saw Advanced Australia Fair become our National Anthem, the 1 dollar coin come into circulation and a small family air conditioning business open its doors. Today, ActronAir is a proud Australian company recognised for making world-class air conditioners. Well, it stands to reason. The team at ActronAir experience the harsh Australian conditions first hand, and our climate places demands on air conditioning not found in other parts of the world.

And that's why ActronAir's engineers have developed the most advanced air conditioning systems specifically for the unique and harsh Australian environment.

Engineered with a superior operating range from -25°C to 50°C, and a host of innovative features, ActronAir's Serene Wall Split System is engineered to withstand the most extreme conditions Australia can throw at it.

## Serene style and substance

With its sleek form and clever features, Serene will keep your home warm and cosy in winter, cool and fresh in summer and stylish all year round. It's perfect for apartments, living areas or single rooms and with the greatest temperature operating range on the market, you can take comfort that the Serene will be there for you in those sizzling heat waves, or Arctic cold snaps.



## A superior operating range suited for Australia

Most overseas air conditioners are only designed with a maximum temperature range of 43°C to 46°C. The Serene operates up to 50°C. Big deal? Yes.

The temperature around the outdoor unit can reach far higher than what they're saying on the weather report due to direct sun or heat radiating off the ground. They're often located against a wall or fence where there's low air circulation.

“ Nothing beats performing under extremes. Engineered for Australia, you can trust ActronAir to be there when you need it most. ”

Mark 'Frosty' Winterbottom  
2015 V8 Supercars Champion



  
**More than  
a quarter of a  
million Aussies  
take comfort in  
ActronAir**



## BIO filter



### Breathe easy with a BIO Filter

Serene's high-efficiency filter with bio enzymes can capture up to 99% of particles in the air, such as dust, pollen, fungi and bacteria. Better still, the bio enzyme even kills microbes for a cleaner home atmosphere.

## Go with your flow



### Maximum convenience

With Multi-directional Airflow, you can set 'up and down' or 'left to right' airflow straight from your remote controller, or set to swing mode to condition the room faster. Serene also remembers your last set position for maximum convenience.

## Comfy in a hurry



### Turbo mode

If you're in a rush to get comfortable, Turbo mode allows Serene to run over-capacity for a short period to reach your desired temperature fast.\*

## Multi speed fan control



### 12 different settings

Adjust the fan speed just the way you like it, or choose the intuitive mode, that automatically selects from twelve different settings to suit your comfort needs. And it doesn't stop there. The Serene also has five outdoor fan speeds resulting in greater energy efficiency and reduced sound levels.

## Self clean



### Minimises mould growth

When the self clean function is activated the indoor coil cleans itself using a four-stage cycle that minimises the build-up of dust and mould growth.

## Easy on the eye



### Sleek and stylish

With a matte finish and slim-lined light grey backing, Serene's styling makes sure it's a complementary addition to any interior.

## Here for the long haul



### Protect your investment

ActronAir now uses gold fin epoxy coated protection on both indoor and outdoor coils as standard. This is to further reduce corrosion from the harsh Australian conditions, as well as assisting the defrosting process, thus improving heating efficiency.

## Easy reading



### LED temperature display

A concealed LED display provides easy to read temperature settings when you need it, and a clean uncluttered finish when you don't.

## Strikingly simple



### Accessible master switch

Unlike our competitors who enclose their master switches inside wall units, our Serene has an easy to access external on/off switch should your remote ever go missing.

## Pick up where you left off



### Auto-restart

Blackout? No problem. Serene's auto-restart function means it restarts automatically in its last programmed setting once power is restored, which means you don't have to spend unnecessary time reprogramming your system.



\*Serene can only maintain Turbo mode for a maximum of 20 minutes.




Better control in your hand...

Serene’s remote controller features a large screen and buttons, all in easy to read ‘plain English’, for more logical and legible daily use.

White backlight

Favourite setting

Timer



Large, easy to read display

Sleep/Quiet mode

Follow Me/Self clean

Turbo mode

Remote controller

...and on the wall

For those who like a little more control, or those who just keep losing the remote, Serene also has an optional wall mounted wired controller.

White backlight

Weekly timer



Large, easy to read display

Simple, easy to read buttons

Onboard sensor

Optional wired wall controller

Better Comfort

Follow me for a more attuned temperature

In most air conditioners, the temperature sensor is in the indoor unit. With Serene, we have put additional sensors inside the remote controller and wall controller.

With the remote controller, when you press the Follow Me button you’ll have the temperature you want, wherever you are in the room. When it comes to the wall controller, you’ll have more precise temperature control and comfort at its location.

Playing favourites

Tailoring to your specific tastes, you can now pre-set your favourite comfort levels and call upon it with a single touch of your remote.

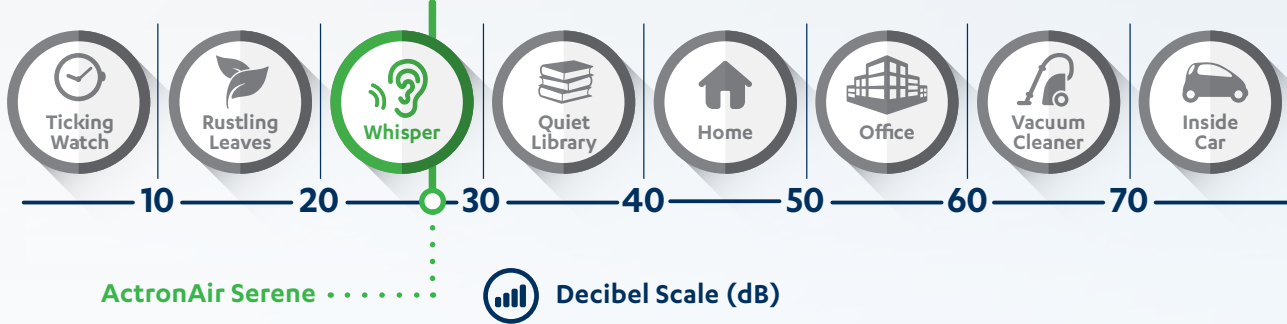
Sleep easy

For a good night’s sleep and to save energy, Serene also features a clever sleep mode. Matched to typical sleeping patterns, it tapers down for the first two hours, then holds steady for the next five hours, before turning off. You’ll wake relaxed and refreshed and ready to seize the day.



Shhhhh. Quiet mode in operation.

**QUIET MODE**  
REDUCES NOISE DOWN TO  
**A SLEEP-FRIENDLY**  
**WHISPER-QUIET LEVEL**



Based on models up to 5kW.



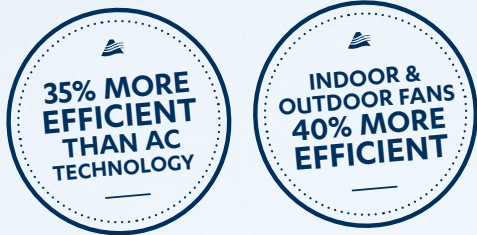
# Better Engineered

## AC vs DC for rockin’ efficiency and performance

ActronAir’s Serene uses more energy efficient DC, or direct current inverter technology in its inverter compressor, indoor fan and outdoor fan. Some competitors use less efficient AC technology, or combinations of both. It can make a huge difference to your electricity bill.

With an impressive 25 frequency stages, our inverter compressor is up to 35% more efficient than AC technology, while our upgraded DC outdoor fan with five speed settings is up to 40% more efficient.

The result is improved efficiencies overall, as well as optimal cooling performance at high and low ambient temperatures, and quieter operation on part load.



## Engineered with you in mind

### Easy installation

An advanced mounting plate, with lift supports and installation templates, ensures your ActronAir installer can have you in Serene comfort in a flash, saving you time and money.



Lift supports



Removable dust filter



Removable chassis

### Easy care

Serene’s innovative design allows for the dust filter to be easily removed without ever having to open the actual wall unit. It’s not only a cleaner approach, it’s also safer, avoiding exposure to wires and sharp coil fins.

Keeping things easy, you can simply remove Serene’s louvre as well as its directional blades for a more complete clean.

### Easy access

When it comes to service and maintenance, Serene features a removable chassis that can be easily disassembled without the need to remove the unit from the wall, saving time and money.

SERENE



## Watch out with ‘the walk out’

When the temperature soars it’s tempting to go to a local retail outlet and walk out with an air conditioner off the shelf. First of all, and especially when it comes to air conditioning, you get what you pay for. Secondly, you need to get it installed, and when you buy retail that could take weeks and weeks to happen. Furthermore, it’s illegal to install an air conditioner on your own because there are controlled substances and electrical wiring inside, which means you could be left in the lurch while the temperature soars.

An ActronAir dealer not only gives you the best advice on your specific needs, but can arrange installation quickly and professionally.

## Better Service

### Local service you can count on

Our National Service Network has service staff on the ground and parts on the shelves. They’re friendly, reliable and prompt. Furthermore, ActronAir’s 5 year warranty will keep you comfortable with absolute peace of mind.



Wall Hung Split System 2.65 - 8.2kW (Single Phase)

Technical Information						
OUTDOOR MODEL		WRC-026AS	WRC-035AS	WRC-050AS	WRC-071AS	WRC-080AS
INDOOR MODEL		WRE-026AS	WRE-035AS	WRE-050AS	WRE-071AS	WRE-080AS
Nett (Rated) Capacity (kW) (AS/NZS3823.1.1)	Cooling (min-max)	2.65 (1.06 - 3.45)	3.55 (1.42 - 4.62)	5.00 (2.00 - 6.00)	7.10 (3.55 - 7.81)	8.00 (4.00 - 8.80)
	Heating (min-max)	2.85 (0.86 - 3.71)	3.75 (1.13 - 4.88)	5.15 (1.55 - 6.18)	7.65 (2.68 - 8.42)	8.15 (2.85 - 8.97)
Input Power (kW) (AS/NZS3823.1.1)	Cooling Rated	0.59	0.86	1.32	1.98	2.30
	Heating Rated	0.63	0.84	1.32	2.06	2.37
<sup>1</sup> EER Rated (AS/NZS3823.1.1) <sup>2</sup> COP Rated (AS/NZS3823.1.1)	Cooling Rated	4.49	4.13	3.79	3.59	3.48
	Heating Rated	4.52	4.46	3.90	3.71	3.44
Star Rating (AS/NZS3823.1)	Cooling	4.0★	3.5★	2.5★	2.5★	2.0★
	Heating	4.0★	4.0★	3.0★	2.5★	2.0★
Power Supply (V / Ph / Hz)	Outdoor	220-240V / 1Ph + N / 50Hz				
Rated Load Amps (AS/NZS3823.1.1)	Cooling	2.75	3.94	5.91	8.77	10.16
	Heating	2.79	3.74	5.89	9.12	10.44
Full Load Amps (AS/NZS3823.1.1)		7.0	7.0	8.5	13.5	13.5
Circuit Breaker Amps		10.0	10.0	10.0	16.0	16.0
<sup>3</sup> Suggested Minimum Mains Cable Size		1.5mm <sup>(2)</sup>	1.5mm <sup>(2)</sup>	1.5mm <sup>(2)</sup>	2.5mm <sup>(2)</sup>	2.5mm <sup>(2)</sup>
<sup>3</sup> Suggested Minimum Indoor to Outdoor Cable Size & Type		1.0mm <sup>2</sup> 3 Core + Earth				
IP Rating	Outdoor	IP44				
	Indoor	IP20				
Moisture Removal (L/hr)		1.0	1.2	1.8	2.6	3.0
Compressor		Inverter Rotary				
Refrigerant		R410A				
Airflow Range Indoor (l/s)	Turbo	167	194	333	403	403
	High	161	181	306	386	386
	Medium	133	158	264	356	356
	Low	106	117	211	242	242
	Quiet	78	97	158	144	208
Outdoor Dimensions (mm)	Depth	333	333	363	410	410
	Height	554	554	702	810	810
	Width	800	800	845	946	946
Indoor Dimensions (mm)	Depth	193	222	222	232	232
	Height	302	325	325	342	342
	Width	805	964	964	1106	1106
<sup>4</sup> Nominal Weight (kgs)	Outdoor	33.2	32.1	40.5	59.2	62.7
	Indoor	8.5	10.3	10.4	13.7	13.6
Indoor Sound Pressure Level (dBA)		(Quiet/low/med/high/turbo) 28/32/37/42/43	28/31/38/43/45	29/37/42/44/45	32/36/44/47/49	34/38/44/47/49
<sup>5</sup> Outdoor Sound Pressure Level (dBA) 1m		52	52	55	56	62
<sup>6</sup> Outdoor Sound Power Level (dBA)		60	60	63	64	70
Outdoor Operating Range (°C)	Cooling	-15°C to 50°C				
	Heating	-25°C to 30°C				
MEPS Compliant		Yes	Yes	Yes	Yes	Yes
<sup>7</sup> Demand Response Capability (AS4755.3)		Capable				

**Foot Notes 1-7**

1. EER Rated = Energy Efficiency Ratio (Rated Capacity Cooling / Rated Input Cooling).

2. COP Rated = Coefficient of Performance (Rated Capacity Heating / Rated Input Heating).

3. Refer to AS/NZS 3000 "Australian/New Zealand Wiring Rules" for more details.

4. Refer to Catalogue Unit Weight Distribution Guide section for details of weight points.

5. Sound Pressure Level at 1m distance is determined as the measured sound pressure at 1m perpendicular to the coil side of the condenser.

6. Determination of Sound Power Levels of Noise Sources, AS1217.2 - Precision Methods for Broad-Band Sources in Reverberation Rooms.

7. When Demand Response option is chosen, the air conditioner will be fully compliant with AS4755.3 in the following modes: DRM 1, 2, 3.

**Important Notes:**

- The Local Electricity Supply Authority may require limits on - starting current, running current and voltage drop, please check prior to purchase.
- When the outdoor temperature exceeds the rated conditions, the cooling/heating capacities may decrease the rated nett values.
- Specifications subject to change without notice.

**Rated Conditions:**

Cooling: 35°C DB Outdoor / Air Entering Indoor 27°C DB, 19°C WB

Heating: 7°C DB, 6°C WB Outdoor / Air Entering Indoor 20°C DB

**Warranty:**

For full terms and conditions of ActronAir warranty, please refer to warranty terms document - [www.actronair.com.au](http://www.actronair.com.au)

Control Features					
OUTDOOR MODEL		WRC-026AS	WRC-035AS	WRC-050AS	WRC-071AS
INDOOR MODEL		WRE-026AS	WRE-035AS	WRE-050AS	WRE-071AS
Remote Controller		RC-01	RC-01	RC-01	RC-01
Wired Controller - Optional		WC-02	WC-02	WC-02	WC-02
Follow Me Function		Yes	Yes	Yes	Yes
Sleep		Yes	Yes	Yes	Yes
Turbo		Yes	Yes	Yes	Yes
Auto Defrost Function		Yes	Yes	Yes	Yes
Self Clean Function		Yes	Yes	Yes	Yes
Timer On/Off		Yes	Yes	Yes	Yes
7-Day Scheduler / Weekly timer		Optional	Optional	Optional	Optional
Dehumidification		Yes	Yes	Yes	Yes
Multi-directional Airflow	Up - Down	Automatic	Automatic	Automatic	Automatic
	Left - Right	Automatic	Automatic	Automatic	Automatic
Hydrophilic Aluminium Coil Protection	Indoor	Yes	Yes	Yes	Yes
	Outdoor	Yes	Yes	Yes	Yes
Louvre Memory		Yes	Yes	Yes	Yes
Indoor Fan Speed		12 Grades	12 Grades	12 Grades	12 Grades
Outdoor Fan Speed		5 Grades	5 Grades	5 Grades	5 Grades
Quiet Mode		Yes	Yes	Yes	Yes
Auto Restart Function		Yes	Yes	Yes	Yes
Fault Alarm Output Port		Yes	Yes	Yes	Yes
Remote On/Off		Yes	Yes	Yes	Yes
Left-Right Hand Drain Connection		Yes	Yes	Yes	Yes
Mute Operation		Yes	Yes	Yes	Yes

Field Piping and Connections					
Refrigerant Charge	Factory Charge - (g)	1175	1175	1575	2150
	Pre-Charge Length - (m)	10	10	10	10
	Additional Refrigerant Charge - (g/m)	15	15	15	30
Minimum Field Pipe Length - (m)		3	3	3	3
Maximum Field Pipe Length - (m)		25	25	30	50
Maximum Vertical Height Differential (m) included in max length		10	10	20	25
Field Pipe Size	Liquid Pipe - mm (inch)	6.35 (1/4)	6.35 (1/4)	6.35 (1/4)	9.52 (3/8)
	Gas Pipe - mm (inch)	9.52 (3/8)	12.7 (1/2)	12.7 (1/2)	15.9 (5/8)
Outdoor Unit Connections	Liquid Pipe - mm (inch)	6.35 (1/4)	6.35 (1/4)	6.35 (1/4)	9.52 (3/8)
	Gas Pipe - mm (inch)	9.52 (3/8)	12.7 (1/2)	12.7 (1/2)	15.9 (5/8)
Indoor Unit Connections	Liquid Pipe - mm (inch)	9.52 (3/8)	12.7 (1/2)	12.7 (1/2)	15.9 (5/8)
	Gas Pipe - mm (inch)	6.35 (1/4)	6.35 (1/4)	6.35 (1/4)	9.52 (3/8)
Wiring Method		Hardwire to Outdoor			
Interconnect Cables		3 Core + Earth			





# **ActronAir**

*That's better. That's Actron.*

**actronair.com.au**

**1300 522 722**